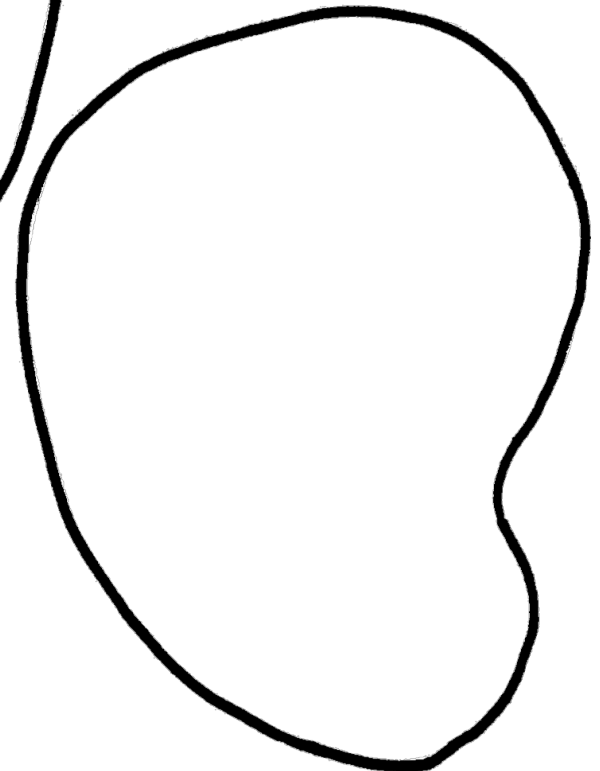


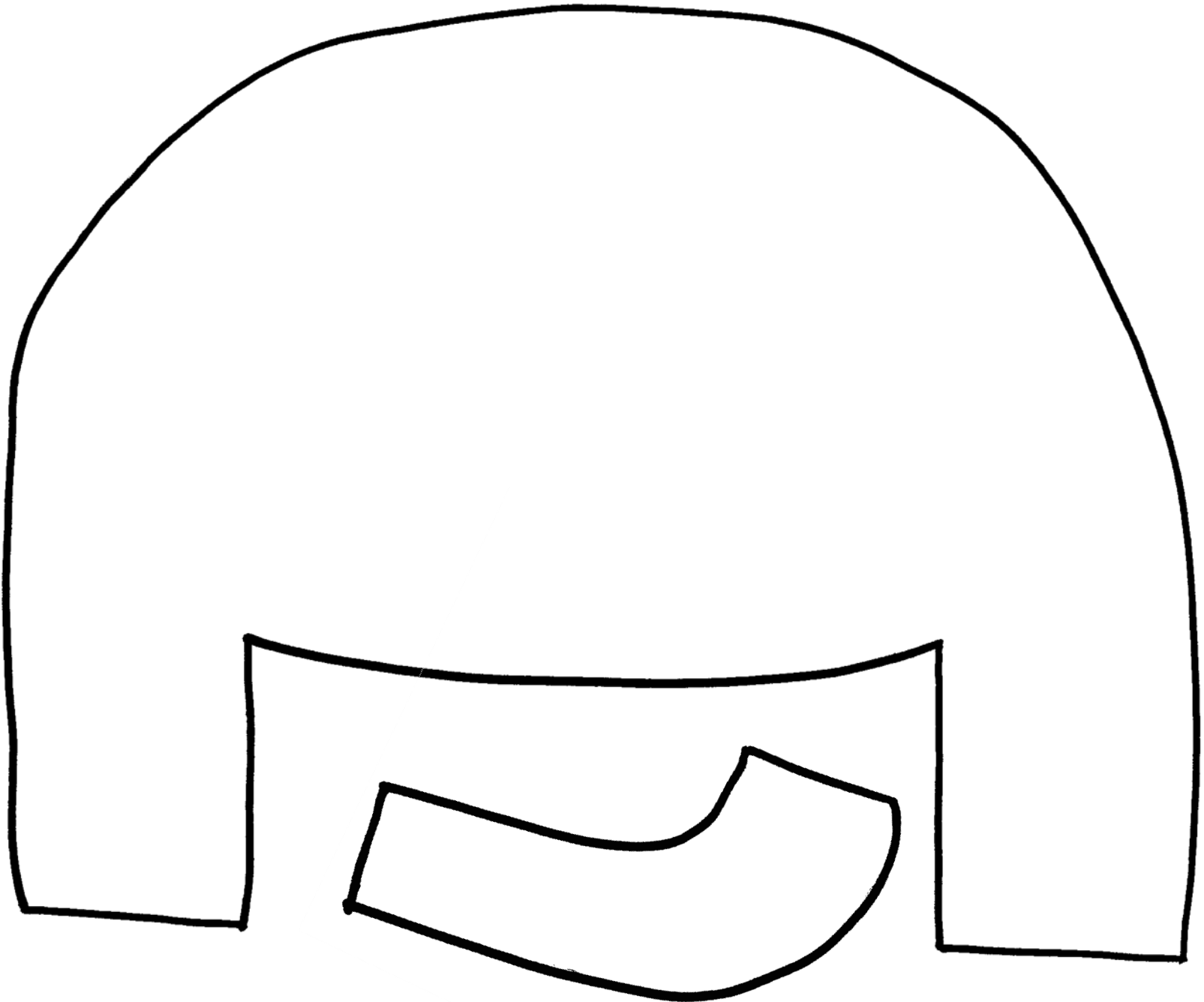
	<h3>Elephant Craft</h3>	<p>Cut out the pieces for the elephant and glue them together on a piece of paper. Add 2 googly eyes to the face. Drop a few globs of blue paint onto the paper and use a straw to blow the paint making it look like the elephant is blowing water out of her trunk.</p>	<ul style="list-style-type: none">• Elephant Craft Pieces (pg 12-13)• Tempera Paint• Straw• Googly Eyes	<ul style="list-style-type: none">• Cutting• Gluing• Blowing
---	-------------------------	---	--	--

ELEPHANT CRAFT PIECES

Directions: Print pages [12-13](#)
on gray paper, cut out,
then glue together to
make an elephant.





Directions: Print on white paper, cut out, then glue together to make the zebra's body.

