






FARM: SNACKS

ACTIVITY	INGREDIENTS	DIRECTIONS
 <p>Cheesy Horse Shoe Breadsticks</p>	<p>Breadstick Dough Butter Parmesan Cheese</p>	<ul style="list-style-type: none"> • Start with a tube of refrigerated bread stick dough. • Form the dough onto the pan in a horseshoe shape. • Brush with butter and sprinkle with parmesan cheese. • Bake according to package directions.
 <p>Muddy Animals</p>	<p>Chocolate Pudding Animal Crackers</p>	<ul style="list-style-type: none"> • Start with a cup of chocolate pudding. • Add farm animal crackers.
 <p>Horse Cookies</p>	<p>Nutter Butter Cookie Colored Icing Candy Eyes Peanuts</p>	<ul style="list-style-type: none"> • Start with a Nutter Butter cookie. • Use a dot of icing to attach candy eyes to the horse's face. • Attach peanuts between the cookie layers for ears. • Use red and blue icing to add the details on the horses face.
 <p>Tractor Cracker</p>	<p>Graham Crackers Green Icing Mini Chocolate Donuts Pretzel Rods Chex Cereal</p>	<ul style="list-style-type: none"> • Use two graham cracker pieces to form the tractor shape. • Cover with green frosting. • Add chocolate donut wheels. • Use pretzel rods and Chex cereal for the details.
 <p>Duck Footprints</p>	<p>Round Crackers Sliced Cheese</p>	<ul style="list-style-type: none"> • Cut cheese slices into circles, then cut wedges out to form webbed feet. • Place on top of round crackers.