

PATTERN CARDS

Math : Patterns

Decide which patterns you want to teach (AB, AABB, ABC, AAB, ABB). Print the pattern cards and either slip into a page protector or laminate.

These can be cut into strips with one pattern per strip or left like a mat with 4 per mat.

Copying a Pattern: Have children place the matching color of Unifix cubes directly on each colored paw print to copy the pattern. (Ex: place a red cube on a red paw, etc.)

Extend a Pattern: Have children place the matching Unifix cubes on the paw prints and extend the pattern where they see question marks. The children will have to figure out what color cubes come next in the pattern.


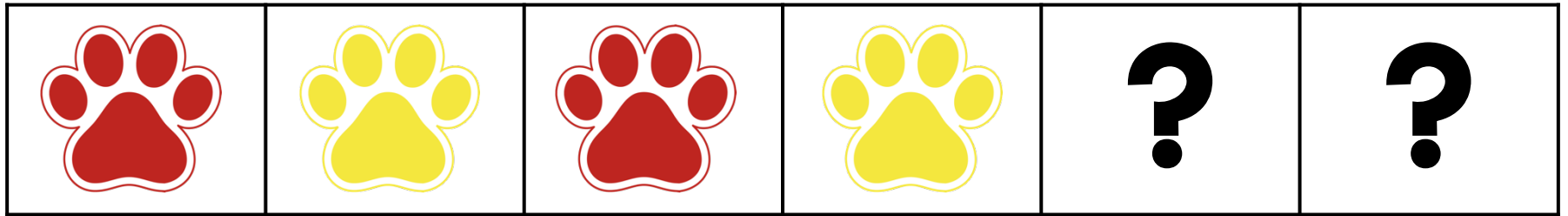

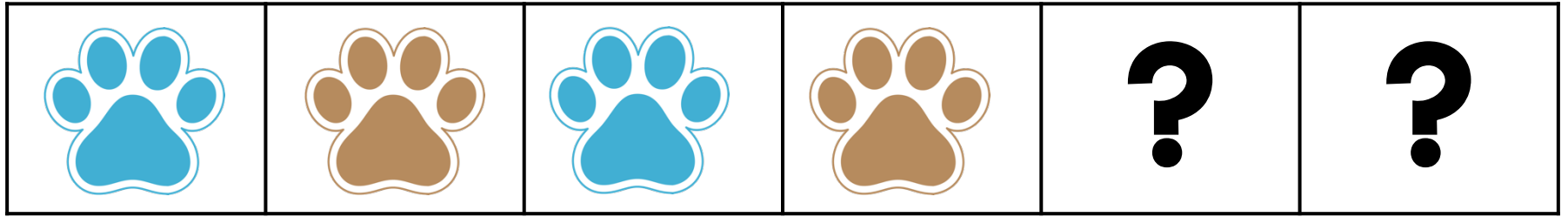
Use the blank blackline sheets for bingo marker patterns.

Materials:

- Printable
- Manipulatives, such as Unifix cubes



I can complete an AB pattern.



I can copy an AB pattern.

